



### District Report Card: 2017


<b>State:</b> Telangana	<b>District:</b> Mancherla
<b>Class:</b> 5	<b>Subject:</b> Language
<b>Schools:</b> 58	<b>Students:</b> 794


### Participation/Coverage


#### Students

<b>GENDER</b> 	Boys		Girls	
	Number	%	Number	%
	378	47.61	416	52.39

<b>AREA</b> 	Rural		Urban	
	Number	%	Number	%
	676	85.14	118	14.86

<b>CATEGORY</b> 	SC		ST		OBC		GEN	
	Number	%	Number	%	Number	%	Number	%
	253	31.86	179	22.54	288	36.27	74	9.32

<b>CWSN</b> 	LD	VI	HI	S&LD	ID	Oth
	0	1	0	1	1	7

<b>Management</b> 	Government		Government-aided	
	Number	%	Number	%
	776	97.73	18	2.27

### Average Performance of Students in Language (%)

Overall	Gender		Area		Management		Social Group			
	Male	Female	Rural	Urban	Govt.	Aided	SC	ST	OBC	GEN
65.45	63.46	67.26	65.34	66.10	65.46	64.81	67.80	62.94	65.12	64.77

## Performance on Learning Outcomes (LOs)

Learning Outcomes	Description	Average Performance(%)
L504	Reads and comprehends independently storybooks, news items/ headlines, advertisements etc.	64.31
L508	Reads text with comprehension, locates details and sequence of events	66.02

Range of Performance of Students who Answered Correctly							
Below 30%		30% - 50%		50% - 75%		Above 75%	
Number	%	Number	%	Number	%	Number	%
59	7.43	138	17.38	284	35.77	313	39.42

## Lowest Performing Learning Outcomes (LOs)

- 1 - Reads and comprehends independently storybooks, news items/ headlines, advertisements etc. (64.31)
- 2 - Reads text with comprehension, locates details and sequence of events (66.02)